



**Technical Service  
BULLETIN**

December 5, 2007

Title:

**OIL LEAK FROM FRONT TIMING COVER**

Models:

'07 FJ Cruiser (1GR-FE)

**ENGINE**  
**EG050-07**

**Introduction** Some 2007 model year FJ Cruiser vehicles with 1GR-FE engines may display evidence of a small oil leak located where the Bank 1 cylinder head, engine block, and timing cover meet. Use the following repair procedure to address this condition.

- Applicable Vehicles**
- **2007** model year **FJ Cruiser** vehicles equipped with the **1GR-FE engine** and produced **BEFORE** the Production Change Effective VINs shown below.

**Production  
Change  
Information**

| MODEL      | DRIVETRAIN | PLANT  | PRODUCTION CHANGE EFFECTIVE VIN |
|------------|------------|--------|---------------------------------|
| FJ Cruiser | 2WD        | Kamigo | JTEZU11F#70005598               |
|            |            | Tahara | JTEZU11F#70011592               |
|            | 4WD        | Kamigo | JTEBU11F#70041686               |
|            |            | Tahara | JTEBU11F#70067038               |

**Warranty  
Information**

| OP CODE | DESCRIPTION                         | TIME |      | OFF         | T1 | T2 |
|---------|-------------------------------------|------|------|-------------|----|----|
| EG7036  | Reseal Front Timing Cover with FIPG | 2WD  | 12.6 | 11310-0P030 | 65 | 48 |
|         |                                     | 4WD  | 12.8 |             |    |    |

**Applicable Warranty\*:**

**This repair is covered under the Toyota Powertrain Warranty. This warranty is in effect for 60 months or 60,000 miles, whichever occurs first, from the vehicle's in-service date.**



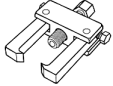








\* Warranty application is limited to correction of a problem based upon a customer's specific complaint.

**Required  
Tools &  
Equipment**

| TOOLS & MATERIAL                             | QUANTITY   |
|--|--|
| FIPG Sealant: Three Bond 1282B or Equivalent | As Needed  |
| FIPG Sealant: Three Bond 1207B or Equivalent | As Needed  |
| ILSAC GF-4 Multi-grade SAE 5W-30             | 6.3 U.S. qts. (6.0 liters)                             |
| Super Long Life Coolant (SLLC)               | Automatic Transmission:<br>10.4 U.S. qts. (9.8 liters) |



**Required Tools & Equipment**  
(Continued)

| SPECIAL SERVICE TOOLS (SSTs)   |   | PART NUMBER  | QTY | DRW** |
|--------------------------------|---|--|-----|-------|
|                                | <b>Oil Filter Wrench*</b>   |  09228-07501      | 1   | 3     |
|                                | <b>Companion Flange Holding Tool*</b><br>NOTE:<br>• All components from this kit/set are required.  |  09330-00021     | 1   | 6     |
|                                | <b>Ball Joint Puller*</b>   |  09628-62011-01   | 1   | 13    |
|                                | <b>Universal Puller Set "C"*</b>  |  09950-50013-01  | 1   | 24    |
| <b>COMPONENT(S) OF KIT/SET</b> | The following components from this kit/set are required:<br><ul style="list-style-type: none"> <li>• Hanger 150 (P/N 09951-05010) </li> <li>• Slide Arm (qty. 2) (P/N 09952-05010) </li> <li>• Center Bolt 150 (P/N 09953-05020) </li> <li>• Claw No. 3 (P/N 09954-05030) </li> </ul> |  |     |       |
|                                | <b>Crankshaft Pulley Holding Tool*</b>  |  09213-54015-01 | 1   | 24    |
| <b>COMPONENT(S) OF KIT/SET</b> | The following component from this kit/set is required:<br><ul style="list-style-type: none"> <li>• Bolt (P/N 91651-60855-01) </li> </ul>  |  |     |       |
|                                | <b>Union Nut Wrench 17 mm</b>   |  09023-12701    | 1   |       |

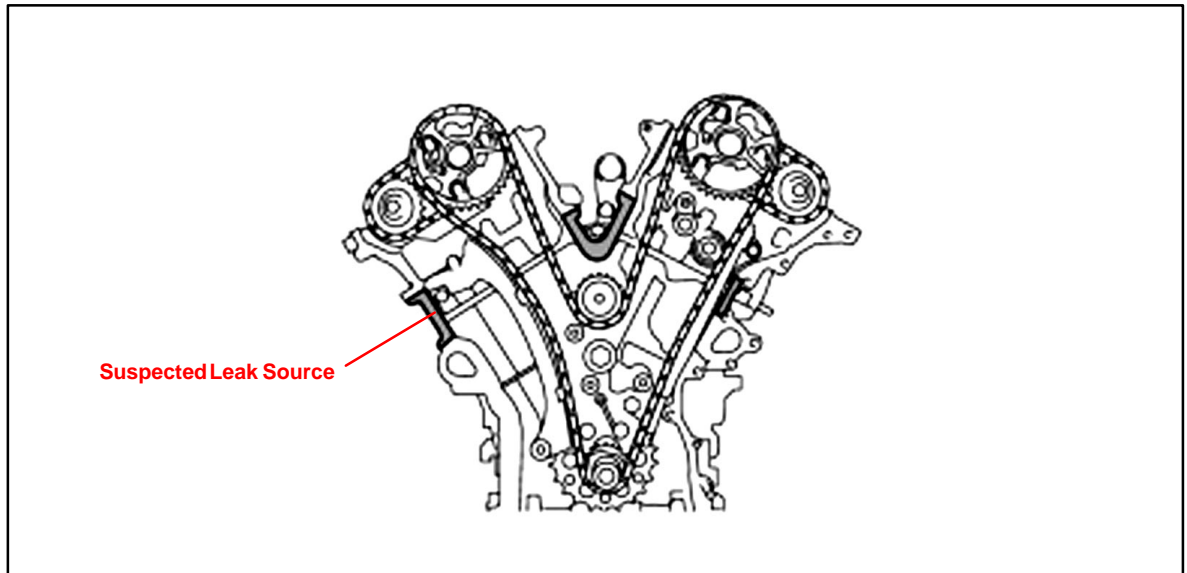
\* Essential SSTs.

\*\* Drawer number in SST Storage System.

**NOTE:**  
Additional SSTs may be ordered by calling SPX/OTC at 1-800-933-8335.

**Repair  
Procedure**

1. Inspect the location where the Bank 1 cylinder head, engine block, and timing cover meet for signs of an oil leak.
2. Use an oil dye to confirm the source of the oil leak.



3. Remove and reseal the timing cover if confirmed leaking.  
Refer to the Technical Information System (TIS), 2007 model year FJ Cruiser Repair Manual:
  - *Engine/Hybrid System – Lubrication – “1GR–FE Lubrication: Oil Pump: Removal”*
  - *Engine/Hybrid System – Lubrication – “1GR–FE Lubrication: Oil Pump: Installation”*
4. Confirm that the repair corrected the condition.