



**Technical Service
BULLETIN**

June 23, 2006

Title:

**M.I.L. "ON" DTC P043E, P043F, P2401,
P2402, & P2419**

Models:

'05 – '06 Highlander (2AZ-FE)

**ENGINE
EG043-06**

Introduction Some 2005 and 2006 model year Highlander vehicles may exhibit M.I.L. "ON" with DTCs P043E, P043F, P2401, P2402, and P2419 stored. The EVAP pump module, which is part of the charcoal canister assembly, has been improved to correct this condition.

NOTE:

All five DTCs **MUST** be present for this TSB to be applicable.

**Applicable
Vehicles**

- **2005 – 2006** model year **Highlander** vehicles equipped with the **2AZ-FE engine** and produced **BEFORE** the Production Change Effective VINs shown below.

**Production
Change
Information**

MODEL	DRIVETRAIN	PRODUCTION CHANGE EFFECTIVE VIN
Highlander	2WD	JTEDD21A#60139324
		JTEGD21A#60139330
	4WD	JTEHD21A#60041908

**Parts
Information**

PREVIOUS PART NUMBER	CURRENT PART NUMBER	PART NAME	QTY
77740-48121	Same	Charcoal Canister Assembly	1

**Warranty
Information**

OP CODE	DESCRIPTION	TIME	OFF	T1	T2
237811	R & R Charcoal Canister Assembly	0.4	77740-48121	8A	50




Applicable Warranty*:

- This repair is covered under the Toyota Federal Emission Warranty. This warranty is in effect for 36 months or 36,000 miles, whichever occurs first, from the vehicle's in-service date. For California specification vehicles sold, registered, and operated in California, Maine, Massachusetts, and Vermont, this repair is covered under the California Emission Warranty, which is 36 months or 50,000 miles, whichever occurs first, from the vehicle's in-service date.
- 2005 model year Highlander charcoal canister is covered under the California Emission Warranty. This warranty is in effect for 84 months or 70,000 miles, whichever occurs first, from the vehicle's in-service date.

* Warranty application is limited to correction of a problem based upon a customer's specific complaint.



Required
SSTs

ITEM NO.	SPECIAL SERVICE TOOLS (SSTs)	PART NUMBER	QTY	DRW**
1	Toyota Diagnostic Tester Kit* NOTE: <ul style="list-style-type: none"> All components from this kit/set are required 12 Megabyte Diagnostic Tester Program Card (P/N 01002593-005) with version 13.3a Software (or later) is required 	TOY220036	1	9
2	CAN Interface Module Kit* NOTE: <ul style="list-style-type: none"> All components from this kit/set are required 	01002744	1	9
3	EVAP Tester Kit* NOTE: <ul style="list-style-type: none"> All components from this kit/set are required 	00002-6872A	1	23

* Essential SSTs.

** Refers to drawer number in SST Storage System.

NOTE:

Additional Diagnostic Tester Kits, CAN Interface Modules, Program Cards, or other SSTs may be ordered by calling SPX/OTC at 1-800-933-8335.

Repair
Procedure

- Using the Diagnostic Tester, check for Diagnostic Trouble Codes (DTCs).
If DTCs P043E, P043F, P2401, P2402, and P2419 are ALL present, refer to the Technical Information System (TIS):
 - 2005 model year Highlander Repair Manual: *Diagnostics: SFI System (2AZ-FE): EVAP Inspection Procedure*
 - 2006 model year Highlander Repair Manual: *2AZ-FE Engine Control System: SFI System: EVAP System*
- Replace the charcoal canister assembly if the EVAP pump module is diagnosed in the EVAP Inspection Procedure as the suspected area.
- Using the Diagnostic Tester, clear all DTCs.
- Perform the Automatic EVAP System Check and verify that NO pending DTCs set.

NOTE:

If the Automatic EVAP System Check fails to run, perform the following:

- Turn the ignition key OFF.
- Turn the Diagnostic Tester OFF.
- Turn the ignition key ON and the Diagnostic Tester ON and restart the Automatic EVAP System Check.