

TOYOTA

SERVICE BULLETIN

TOYOTA MOTOR SALES, U.S.A., INC.

VOLUME

9

Transmission
& Clutch
REFERENCE _____
NUMBER 013
DATE 08-12-88
MODEL AE, FX-16, AW

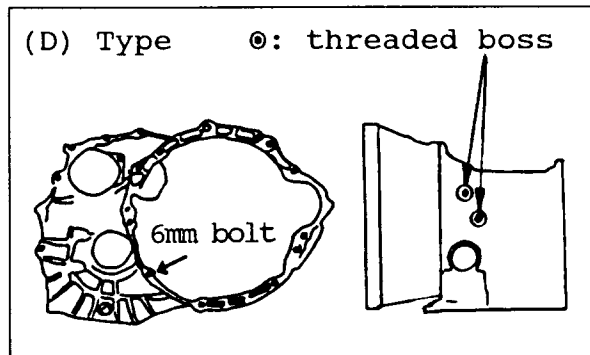
Page 1 of 4

A240# AUTOMATIC TRANSAXLE INTERCHANGEABILITY

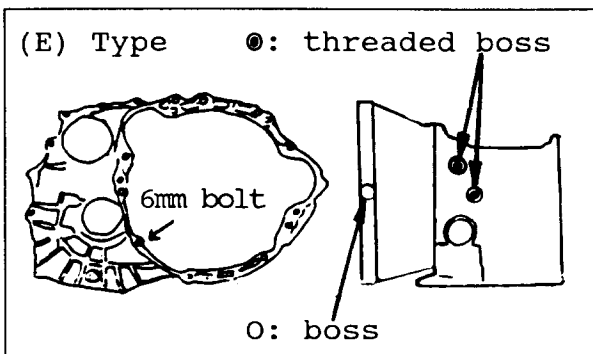
This Service Bulletin has been prepared to assist you in identifying the three types (D, E, & F) of A240# automatic transaxle/cases used.

- The different designs of the automatic transaxle cases used are classified as "D", "E", or "F" type.
- The shape, production range, part number and interchangeability are as follows:

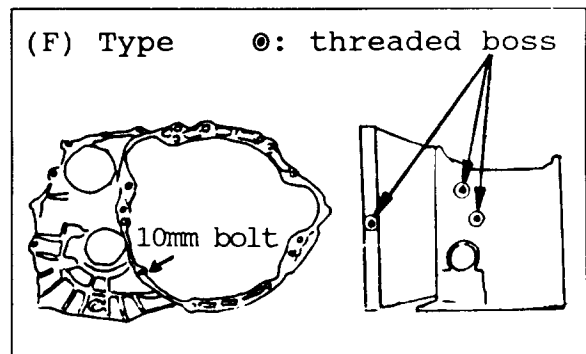
(D) Type ⊙: threaded boss



(E) Type ⊙: threaded boss



(F) Type ⊙: threaded boss



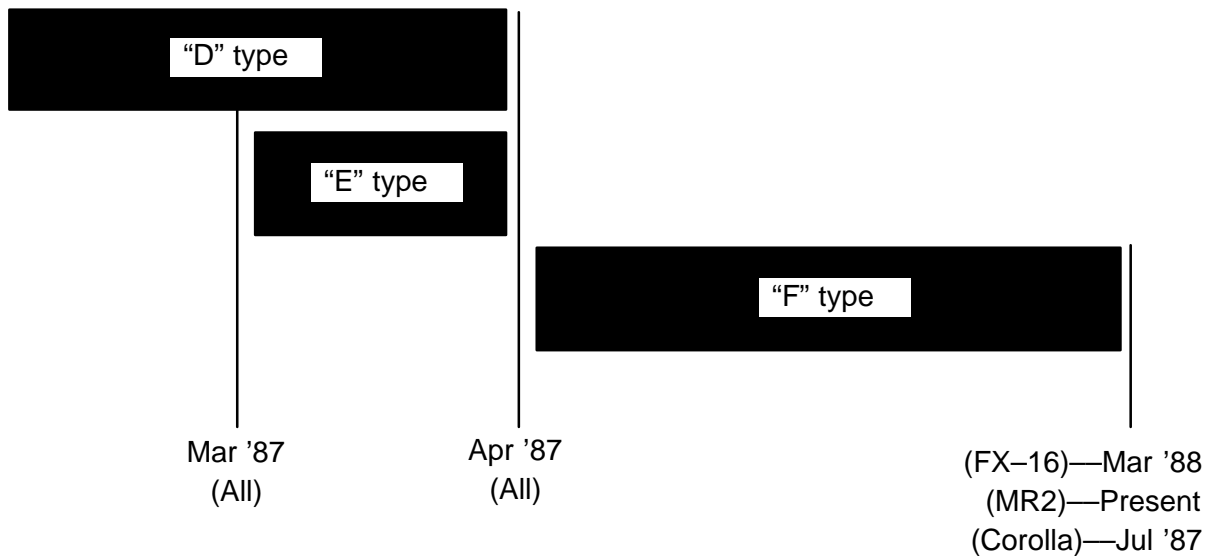
A240# AUTOMATIC TRANSAXLE INTERCHANGEABILITY (CONT'D)

PART NUMBER INFORMATION

MODEL	PART NUMBER			PART NAME
	"D" TYPE	"E" TYPE	"F" TYPE	
FX16	30500-12101	———	30500-12102	TRANSAXLE ASSY A/T
	35105-12020	35105-12030*	35105-12010	CASE SUB-ASSY A/T
MR2	30500-17040	———	30500-17041	TRANSAXLE ASSY A/T
	35105-12020	35105-12030*	35105-12010	CASE SUB-ASSY A/T
AE8#	30500-12151	———	30500-20281	TRANSAXLE ASSY A/T
	35105-12020	35105-12030*	35105-12010	CASE SUB-ASSY A/T

* Not available as replacement part

PRODUCTION MONTHS



A240# AUTOMATIC TRANSAXLE INTERCHANGEABILITY (CONT'D)**FX16 AND MR2 A240E INTERCHANGEABILITY****PARTS REQUIRED WHEN REPLACING "D" & "E" TYPE WITH "F" TYPE**

<u>PARTS DESCRIPTION</u>	<u>"D" & "E" TYPE PREVIOUS PART NO.</u>	<u>"F" TYPE NEW PART NO.</u>
1. Plate, RR end	11355-15050	11355-15060
2. Cover, Flywheel Housing under	11361-15021	11361-16040
3. Bolt, w/washer*	91621-60614	91611-61025

PARTS REQUIRED WHEN REPLACING "F" TYPE WITH "D" & "E" TYPE

<u>PARTS DESCRIPTION</u>	<u>"F" TYPE PREVIOUS PART NO.</u>	<u>"D" & "E" TYPE NEW PART NO.</u>
1. Bolt, w/washer*	91611-41025	91621-60614

* Requires 2 bolts

VIN AND PRODUCTION INFO: (FX-16 AND MR2)**FX-16**

Trans type	Production Dates	VIN RANGE
"D"	08/86 to 04/87	Beg. Prod. to 1NXAE8#G#HZ428540
"E"	03/87 to 04/87	(1NXAE8#G#) HZ421401 to HZ428540
"F"	04/87 to 03/88	(1NXAE8#G#) HZ425141 to JZ522780

MR2

Trans type	Production Dates	VIN RANGE
"D"	08/86 to 04/87	(JT2AW15*#) H0091542 to H0117654
"E"	03/87 to 04/87	(JT2AW15*#) H0112558 to H0117654
"F"	04/87 to Present	(JT2AE82*#) H0114901 to Present

A240# AUTOMATIC TRANSAXLE INTERCHANGEABILITY (CONT'D)**COROLLA A240L INTERCHANGEABILITY****PARTS REQUIRED WHEN REPLACING "D" TYPE WITH "F" TYPE**

<u>PARTS DESCRIPTION</u>	<u>"D" TYPE PREVIOUS PART NO.</u>	<u>"F" TYPE NEW PART NO.</u>
1. Plate, RR end	11355-15050	11355-15060
2. Pipe, water inlet	16322-15010	16322-15030
3. Pipe, water by-pass NO. 2	16278-16010	16278-16060
4. Pipe, water by-pass NO. 1	16268-15040	16268-15060
5. Cover, flywheel housing under	11361-15021	11361-16040
6. Bolt, w/washer*	91621-60614	91611-61025

PARTS REQUIRED WHEN REPLACING "F" TYPE WITH "D" & "E" TYPE

<u>PARTS DESCRIPTION</u>	<u>"F" TYPE PREVIOUS PART NO.</u>	<u>"D" & "E" TYPE NEW PART NO.</u>
1. Bolt, w/washer*	91611-61025	91621-60614

PARTS REQUIRED WHEN REPLACING "E" TYPE WITH "F" TYPE

<u>PARTS DESCRIPTION</u>	<u>"E" TYPE PREVIOUS PART NO.</u>	<u>"F" TYPE NEW PART NO.</u>
1. Cover, flywheel housing under	11361-15021	11361-16040
2. Bolt, w/washer*	91621-60614	91611-61025

* Requires 2 bolts

VIN AND PRODUCTION INFO: (COROLLA)**COROLLA**

Trans type	Production Dates	VIN RANGE
"D"	08/84 to 04/87	(JT2AE8##) F3129725 to H3528644
"E"	03/87 to 04/87	(JT2AE8##) H3507005 to H3528644
"F"	04/87 to 07/87	(JT2AE8##) H3516932 to H3548739