



TECHNICAL SERVICE BULLETIN

REF.: AUDIO
NO.: AU94-001
DATE: JANUARY 21, 1994
MODEL: ALL MODELS
(EXCEPT SUPRA)

CD SKIPS OR WON'T PLAY ON '92-'93 PANASONIC RADIO/CD PLAYER Page 1 of 2

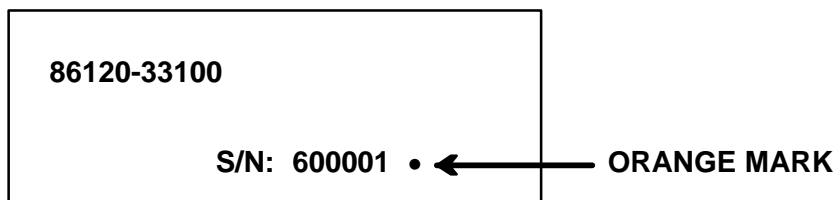
'92-'93 56804 / 56805 Panasonic 3-in-1 radios and 74805 / 74806 PIO / DIO CD changer's optical mechanism has been modified to improve the following conditions:

- 1) CD skips
- 2) CD won't play and displays "Err"

DIAGNOSTIC PROCEDURE:

Use a known good CD disk for diagnosis.

- 1) CD skips / won't play are frequently caused by the condition of the CD disks, or other external factors. Verify that CD skips / won't play are not caused by any of the following:
 - ✓ CD is inserted with the wrong side up.
 - ✓ Damaged or dirty CDs (scratches, debris, oil, fingerprints on CDs).
 - ✓ Rough road surfaces causing the CD to skip.
 - ✓ Objects bumping the CD changer.
- 2) After verifying that the CD disk is in good condition, exchange the radio or CD changer. Countermeasured units will have an **orange mark** next to the serial number on the ID label.

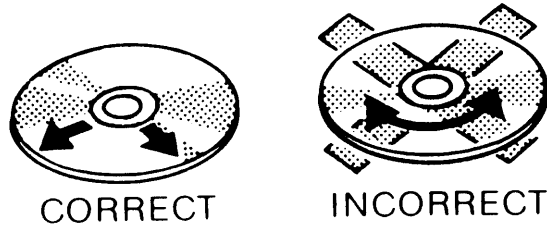


Exchange units have been countermeasured starting 6/93.

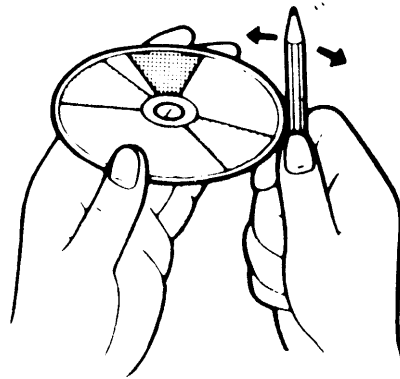
CD SKIPS OR WON'T PLAY ON '92-'93 PANASONIC RADIO/CD PLAYER

CD CLEANING PROCEDURE:

- 1) Clean the CD playing surface (shiny side) by wiping the CD radially (from the center to the outer edge) with a soft clean cloth. Do not wipe in a circular motion. Make sure that all contaminants have been removed from the playing surface.



- 2) If there are shavings on the edge of the CD, rub the edge of the CD with the side of a pencil until the shavings are removed.



Please return exchanged unit immediately to Panasonic.

PRODUCTION EFFECTIVE:

MODEL	PART NUMBER	DESCRIPTION	S/N:	APPLICATION	P/D
56804	86120-33100	Panasonic 3-in-1 radio	600001-	Camry, 4Runner & Landcruiser	6/93
56805	86120-17340	Panasonic 3-in-1 radio	501606-	MR2 & T100	6/93
74805	08601-00825	Panasonic PIO / DIO CD Changer	53751-	All (Except Supra)	N/A

