

TOYOTA

SERVICE BULLETIN

TOYOTA MOTOR SALES, U.S.A., INC.

VOLUME

10

SPECIAL
REFERENCE SERVICE TOOLS

NUMBER 001

DATE 12-23-88

MODEL 1989 MODELS

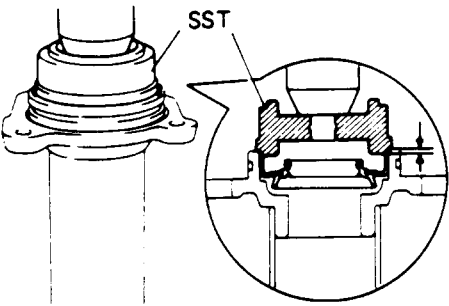
Page 1 of 6

1989 NEW MODEL SPECIAL SERVICE TOOLS

ESSENTIAL TOOLS:

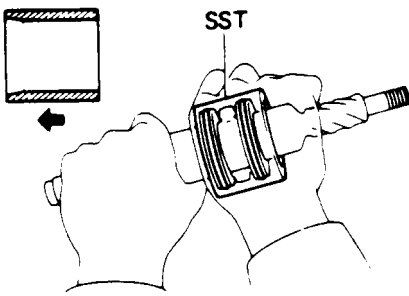
09554-14010-01

Oil Seal Replacer

USAGE	APPLICATIONS	REPAIR MANUAL PAGE
 <p>Replace side oil seal on 4W Demand differential</p>	4 X 4 Truck	SA-64

09631-32020-01

Seal Ring Tool


USAGE	APPLICATIONS	REPAIR MANUAL PAGE
 <p>Installation of PPS control valve teflon seal rings</p>	Supra	SR-66

1989 NEW MODEL SPECIAL SERVICE TOOLS (CONT'D)

ESSENTIAL TOOLS:

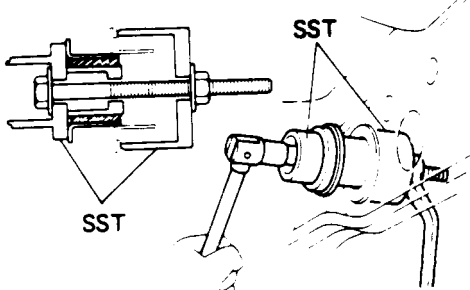
09999-00100

Wheel Lock Master Key Set

USAGE	APPLICATIONS	REPAIR MANUAL PAGE
 <p>Removal and installation of wheel locks</p>	<p>As required by PIO wheel locks</p>	<p>Not applicable</p>

09570-22010-01

Differential Cushion Remover & Installer
(Available Early 1989)

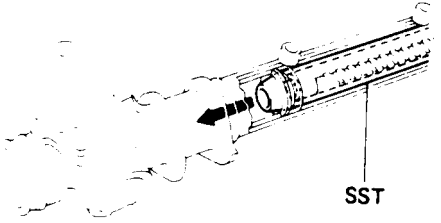
USAGE	APPLICATIONS	REPAIR MANUAL PAGE
 <p>R & R strut bar cushion. R & R differential mounting cushion</p>	<p>Cressida</p>	<p>SA-26, SA-27 SA-74</p>

1989 NEW MODEL SPECIAL SERVICE TOOLS (CONT'D)

ESSENTIAL TOOLS:

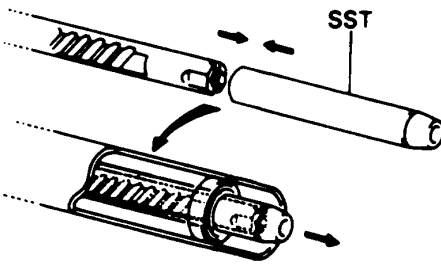
09631-20102

Steering Rack Cover
(Available Early 1989)

USAGE	APPLICATIONS	REPAIR MANUAL PAGE
 <p>A technical drawing of a long, cylindrical tool with a threaded end and a tapered tip. A label 'SST' points to the tool.</p> <p>Used to protect oil seal during assembly</p>	<p>Cressida Supra</p>	<p>SR-45 SR-52</p>

09631-20111

Steering Rack Cover
(Available Early 1989)

USAGE	APPLICATIONS	REPAIR MANUAL PAGE
 <p>A technical drawing showing two views of a tool. The top view shows a long, tapered cylindrical tool with a label 'SST' and arrows indicating its length. The bottom view shows a shorter, wider cylindrical tool with a label 'SST' and arrows indicating its width.</p> <p>Used to protect oil seal during assembly</p>	<p>4 X 4 Van</p>	<p>SR-48</p>

1989 NEW MODEL SPECIAL SERVICE TOOLS (CONT'D)

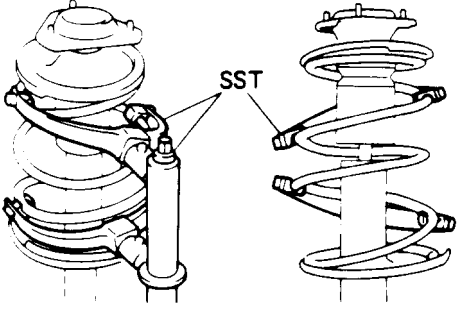
ESSENTIAL TOOLS:

09727-00045

Front Coil Spring Compressor

Used with 09727-30020

(Available Early 1989)

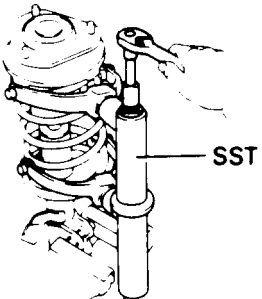
USAGE	APPLICATIONS	REPAIR MANUAL PAGE
 <p>Compress front suspension coil springs during removal and installation</p>	<p>Cressida</p>	<p>SA-15</p> <p>Replaces 09727-22032</p>

09727-30020

Front Coil Spring Compressor

Used with 90727-22032

(Available Early 1989)

USAGE	APPLICATIONS	REPAIR MANUAL PAGE
 <p>Compress front suspension coil springs during removal and installation</p>	<p>MR2 Corolla Supra Camry Cressida</p>	<p>FA-16, RA-37 SA-30, SA-31 FA-18, RA-53 FA-55, RA-52 SA-15, SA-77</p>

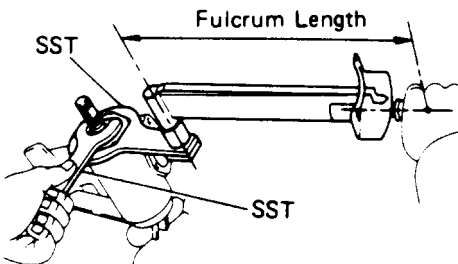
1989 NEW MODEL SPECIAL SERVICE TOOLS (CONT'D)

AVAILABLE TOOLS:

09617-87010

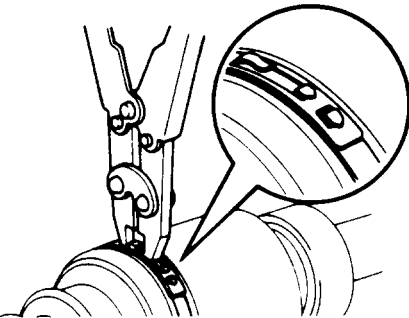
Worm Bearing Adjusting Screw Lock Nut Wrench

To be replaced by 09617-30030

USAGE	APPLICATIONS	REPAIR MANUAL PAGE
 <p>R & R worm bearing adjusting screw lock nut</p>	<p>Truck – manual steering</p>	<p>SR-22</p>

00002-35566-01

Clamp Band Tool

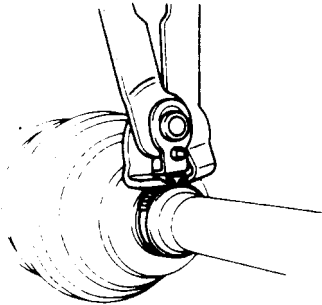
USAGE	APPLICATIONS	REPAIR MANUAL PAGE
 <p>R & R GKN drive shaft boot clamp band</p>	<p>Camry Corolla</p>	<p>FA-19 SA-20, SA-24</p>

1989 NEW MODEL SPECIAL SERVICE TOOLS (CONT'D)

AVAILABLE TOOLS:

00002-22610-01

Clamp Band Tool

USAGE	APPLICATIONS	REPAIR MANUAL PAGE
 <p>Tighten GKN drive shaft boot clamp band</p>	<p>Camry Corolla</p>	<p>FA-26 SA-25</p>

09814-30040-01

Antenna Nut Wrench

USAGE	APPLICATIONS	REPAIR MANUAL PAGE
<p>PICTURE NOT AVAILABLE</p>	<p>Not applicable Probable port use only</p>	